

MegaLine® G20 S/F Cca

S₄ P₅ A₅ C₅ E₅



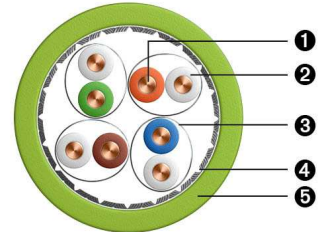
Type:
KS-02YSCH 4x2x0.62 mm/~AWG 22/1 PIMF

Category: 8.2



Construction:

1 Conductor:	bare copper wire, 0.62 mm/~AWG 22/1
2 Insulation:	cellular-PE, core-Ø: nominal value 1.6 mm
Twisting element:	pair
3 Individual screen:	aluminium-bonded polyester tape
Twisting:	4 pairs
4 Overall screen:	tinned copper wire braid
5 Outer sheath:	halogen free, flame retardant compound (for Cca)



colour code: wh/bl, wh/or, wh/gn, wh/br
Colour outer sheath: lime green, Pantone-2290-C

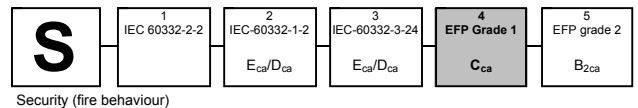
printing outer sheath:
LEONI MegaLine G20 S/F 4P H 25G 4PPoE Cca s1 d1 a1 CDESK0000034 Made in Germany \$Production lot code\$ \$Meter marking\$

OFFICE

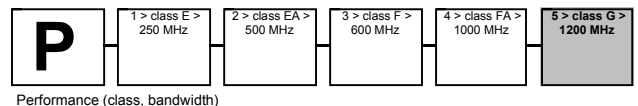


fire behaviour:

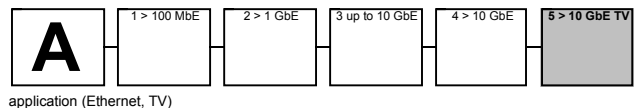
flame resistance:	acc. to IEC 60332-3-24
halogen free:	acc. to IEC 60754-1/2
smoke density:	acc. to IEC 61034-1/2
Acidity:	according EN 60754-2
fire load (MJ/m):	0.74 (approx.)
Class:	C _{ca} s1 d1 a1 according EN 50575 / EN 50399



performance:
better than Category 8.2 acc. to IEC 61156-9, excellent NEXT, low attenuation, excellent screen properties (pair- and overall screen), low Skew
bandwidth (typical): 2000 MHz

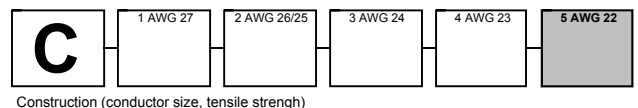


applications:
Installation cable for generic cabling systems acc. to ISO/IEC 11801 and EN 50173 (3rd edition) and for data centre cabling acc. to ISO/IEC 24764 and EN 50173-5 as well TR 11801-9901. Ideal for all applications of class D up to F_A and Class II, Multimedia (TV, Video, Data, Voice), 25/40 GbE acc. to IEEE 802.3 bq, Cable sharing, VoIP, PoE/PoE+



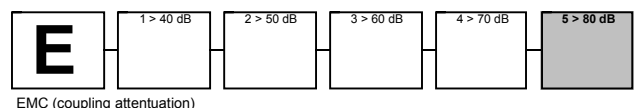
mechanical characteristics:

bending radius:	
during laying:	8 x outer diameter (min.)
acc. to Installation:	4 x outer diameter (min.)
tensile loading (N):	130 (max.)
crush resistance (N/100mm):	1000
impact strength (quantity of impacts):	10



electromagnetic behaviour:

transfer impedance at 10 MHz (mOhm/m):	2 (nominal value)
Screeningattenuation up to 1200 MHz (dB):	80 (nominal value)
Coupling attenuation up to 1200 MHz (dB):	90 (nominal value)
Segregation class according EN 50174-2:	d



MegaLine® G20 S/F Cca

S₄ P₅ A₅ C₅ E₅

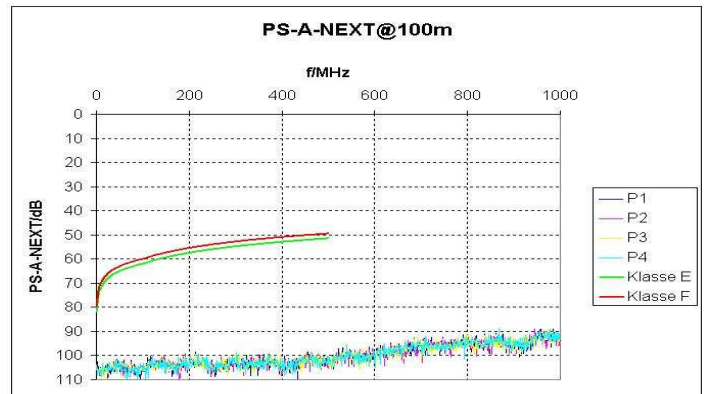


Type:
KS-02YSCH 4x2x0.62 mm/~AWG 22/1 PIMF



Electrical characteristics at 20°C:

conductor resistance (Ohm/km):	68 (max.)
insulation resistance (GOhm x km):	5 (min.)
mutual capacitance (pF/m):	43 (approx.)
capacitance unbalance (e) (pF/km):	1000 (approx.)
velocity of propagation (c):	0.76 (approx.)
phase delay (ns/100m):	440 (approx.)
delay skew at 100 MHz (ns/100m):	12 (approx.)
characteristic impedance at 100 MHz (Ohm):	100±5
test voltage Ueff (V):	1000
operating voltage (V):	125 (max.)



frequenz MHz	attenuation dB/100m		NEXT dB		PS-NEXT dB		ACR dB@100m		PS-ACR dB@100m		EL-FEXT dB@100m		PS-ELFEXT dB@100m		RL dB	
	typ.	Cat."8" max.*	typ.	Cat."8" min.*	typ.	Cat."8" min.*	typ.	Cat."8" min.*	typ.	Cat."8" min.*	typ.	Cat."8" min.*	typ.	Cat."8" min.*	typ.	Cat."8" min.*
10	2,4	2,9	100	78	97	75	97,6	75,1	94,6	72,1	90	78	87	75	32,3	25
100	8,6	9,3	100	75,4	97	72,4	91,4	66,1	88,4	63,1	90	60,6	87	57,6	36,2	22,5
250	13,7	14,7	100	69,5	97	66,5	86,3	54,8	83,3	51,8	84	52,6	81	49,6	34,8	20,1
500	18,9	21,4	100	64,9	97	61,9	81,1	43,5	78,1	40,5	79	46,6	76	43,6	31,8	17,3
600	22	23,6	100	63,7	97	60,7	78	40,2	75	37,2	78	45	75	42	28,5	17,3
800	25,6	27,5	95	61,9	92	58,9	69,4	34,4	66,4	31,4	71	42,5	68	39,5	25,3	16,1
1000	28,9	31	92	60,4	89	57,4	63,1	29,4	60,1	26,4	62	40,6	59	37,6	22,2	15,2
1200	31,6	34,2	88	59,2	85	56,2	56,4	25	53,4	22	60	39	57	36	20,2	14,7
1500	35,2	38,6	77	57,8	74	54,8	40,8	19,2	37,8	16,2	53	37,1	50	34,1	19,2	14
1600	36,6	40	75	57,3	72	54,3	37,8	17,3	34,8	14,3	50	36,5	47	33,5	18,4	13,8
1700	38,1	41,4	75	56,9	72	53,9	36,9	15,5	33,9	12,5	45	36	42	33	17,1	13,6
1800	39,5	42,7	75	56,6	72	53,6	35,5	13,9	32,5	10,9	42	35,5	39	32,5	16,3	13,4
1900	41,1	44	75	56,2	71	53,2	33,9	12,2	30,9	9,2	40	35	37	32	15,6	13,3
2000	43,5	45,3	75	55,9	72	52,9	31,5	10,7	28,5	7,7	40	34,6	37	31,6	15,1	13,1

* EN 50288-12-1 (2017)/IEC 61156-9 (2016)
IF IO-FEXT min. 90 dB up to 1.000 MHz and min. 80dB up to 2.000 MHz, then EL-FEXT will be fulfilled per design.

OFFICE



Chemical characteristics:

Free of hazardous substances acc. to RoHS 2011/65/EU

Thermal characteristics:

Temperature range for fixed installation -20°C up to +60°C
Temperature range for mobile operation 0°C up to +50°C

certificate and approbation:

quality seal with production control:
Link Performance:
test certificate:
conform to LVD (2014/35/EU)
Conform to CPR (EU/305/2011)

GHMT PVP
LEONI MegaLine® systems and further commercial plug-in connector
acc. to DIN 55350-18-4.2.1 bzw. EN 10204



Article Number:	Size:	Outer diameter (mm):	weight (kg/km):	copper sales factor (kg/km):	colour of outer sheath:
LKD7KS8C0200000	4P	8.2 (approx.)	81 (approx.)	44	lime green, Pantone-2290-C